

- *Gymnasium № 1 (Karaganda)*
- *Grade: 8*
- *Theme:*
“Adjectives (personality) ”
- *Teacher: Shibayeva I.V.*



Theme: Adjectives (personality)

shutterstock.com • 327111575

Learning objectives

8.C2 use speaking and listening skills to provide sensitive feedback to peers

8.S7 use appropriate subject-specific vocabulary and syntax to talk about a range of general topics, and some curricular topics

8.UE12 use comparative degree adverb structures not as quickly as / far less quickly with regular and irregular adverbs. use an increased variety of pre-verbal, post-verbal and end-position adverbs on a range of familiar general and curricular topics

Positive or negative, or can it be both?

Write P or N or B.

- She's very cheerful. ____
- They're a bit dull. ____
- Both boys are very honest. ____
- My boss is very tolerant. ____
- He's very ambitious. ____
- She's very modest. ____
- He's very self -confident. ____
- Karen is so mean. ____



How would you describe the person in each of these descriptions?

1. She's always here in time.

Punctual

2. She often promises to do things but half the time she forgets.

Unreliable

3. I don't think he's done any work since he's been here.

Lazy

4. She finds it difficult to meet people and talk to strangers.

Shy

5. He can work in any of the departments.- on his own part of team.

Flexible

6. One of her qualities is that she is so aware of what other people think or feel.

Sensitive

7. I know Mike wants to be head of the department and then go on to a bigger company.


Ambitious

❖ *Ex. 2 p. 44 Study the words in the box and answer the questions.*

- 1. Are there similar words in your language?*
- 2. Are the meanings of the words in your language similar or different?*

- **Practical**-relating to experience, real situations, or actions rather than ideas or imagination
- **Brilliant**-exceptionally clever or talented
- **Tolerant**-willing to accept behaviour and beliefs that are different from your own, although you might not agree with or approve of them
- **Curious**-eager to know or learn something.
- **Active**-engaging or ready to engage in physically energetic pursuits






- The adjective “**Sympathetic**” doesn’t mean “nice” in English We use it to describe a *person who understands other people’s feelings/problems*, e.g. She was very sympathetic when I explained the problem.



❖ *Very often we can hear “He’s very intelligent” “She’s very confident and generous” but can you describe the personality only looking at his/her photo? You may say of course “Are you joking? I’m not psychic! But you don’t need to have any possibility. It will be enough to remember our “FACE READING GUIDE”*



Confident?

Humor?

Honest?






















Romantic?

Truthful?

Intelligent?

Look at the descriptions of the faces in ex. 3 p. 44
 Use the Face Reading Guide and choose the best words in the texts. Then justify your answer.

FACE READING GUIDE								
FACE		Round: friendly sensitive		Square: ambitious determined		Triangular: intelligent		Long: practical sensible
EYEBROWS		Heavy: serious		Thin: not very confident		Curved: curious		Straight: active
EYES		Round: innocent		Oval: intelligent		Wide apart: tolerant		Close together: intolerant
NOSE		Wide: confident		Small: shy		Long: curious		Short: cheerful
MOUTH		Round: sensitive		Large: generous		Narrow: mean		

Learn
more

Adverbs of degree.

- **Extremely/ incredibly/very** are used before adjectives
 - ✓ We're **incredibly** tired.
- **Much/ a lot** are used after the verb or verb phrases
 - ✓ Jack studies **a lot**.
- **A little/a bit** are used before an adjective, after a verb or verb phrases
 - ✓ She **sleeps** a lot in the afternoon.



❖ Study the key phrases: Describing people Ex.6 p. 45
You've got 3 photos of different people. Look at them and try to describe one of them. Use adverbs of degree, we should guess him or her and justify our answers.

KEY PHRASES:

She tends to be (quite)...

He can be (very) ...

He's sometimes/always (a bit)...

He isn't (very) ...

My (aunt) can be (incredibly) 1



2



3



REFLECTION

- fill in the following reflective card in the copy books
 - 3- new words from the lesson
 - 2- adjectives describing the lesson
 - 1-activity from the lesson you like best



PRACTICE

<https://www.liveworksheets.com/mt20189rh>



PRACTICE
MAKES
PERFECT



Have a nice day