

Форма

Управление образования г. Алматы
ТОО «Алматинский колледж связи-Школа при КАУ»

Оқу сабағының жоспары (Белсенді үлестірме материал)
План учебного занятия (Активный раздаточный материал)
(теориялық немесе өндірістік оқыту) / (теоретического или производственного обучения)

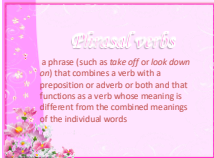
ТОО «Алматинский колледж связи–Школа при КАУ»

I. Часть: /Планирование занятия

5.4. Practice: Usage and ways of phrases.	College: Almaty college of communication at KAU	
Date: 10.05.2023 Time: 12.30-13.20	Teacher name: Sariyeva A.K.	
Group: 22- TP-201-3r.	Number present: 16	Number absent: 0
Subject: Theme of the lesson:	Theory of translation Phraseological units	
Type of the lesson	Combined	
Lesson objectives	All learners will be able to - use phrasal verbs in various semantic situations; - consolidate this competence in the practice of students; - to promote the formation of the skill of using phrasal verbs; - develop logical thinking when performing exercises. - the use of the verb GET as a phrasal (with other particles) in a variety of contexts. Be able to: -use phrasal verbs correctly in speech and writing; - build a detailed monologue using phrase units; - to determine the lexical and grammatical features of phrasal verbs.	
Criteria	- to distinguish and define a phrasal verb and a simple verb with a preposition; - study of phrasal verbs by category: transitive, intransitive, shared, inseparable; - study of phrasal verbs in a coherent authentic text - by context - developing - to develop the communicative qualities of the	

	individual, train memory, guess, visual perception of LE through the presentation of the material; to form research competencies; to form analytical and reflective competencies, competencies in the ability to solve problematic issues; to develop the ability to see the features of the semantic meaning of a word in various communicative situations. - educational - to bring up a tolerant attitude to the structure and rules of foreign language communication.
Equipment	computer, projector, presentation on the topic of the lesson, handouts for students, logical reference cards.
Previous lesson	Usage and ways of idioms.
Connection with other subjects	English grammar, Phonetics, Practice of oral and written speech

THE PLAN OF THE LESSON

Planned times	Planned activities	Learners' activities	Resources
<p>Organization movement 3 min</p> <p>To develop critical thinking 5 min</p>	<p>GREETINGS The teacher sets the lesson objectives, letting students know what to anticipate from the lesson. Consolidation of previous lesson.</p> <p>To introduce the new material. Explanation of new materials and direct Ss' attention to the presentation. To consolidate new vocabulary Give Ss some time to complete the phrases from the text.</p>	<p>Warming up. Read the sentences and translate them paying attention on Idioms.</p> <p>Task 1. Phrasal verbs. Presentation. Learners learn phrasal verbs. They should give examples using phrasal verbs. Learners guess about it from the pictures and how they think these are related to it.</p>	<p>Interactive board</p> <p>Presentation.</p> 
<p>Formation of new knowledge and external activities 20 min</p>	<p>Task 2. To learn phrasal verbs with keep To make notes and summarize the topic Look at these extracts from three articles. There are 12 phrasal verbs. Underline them and write them on the lines below the texts.</p> <p>To develop critical thinking Give Ss time to write some sentences with phrasal verbs. Ask various Ss around the class to read out the sentences and</p>	<p>Learners learn phrasal verbs Look at these extracts from three articles. There are 12 phrasal verbs. Underline them and write them on the lines below the texts.</p>	<p>Методическое пособие по выполнению практических работ по учебно - профессиональной практике для студентов специальности «Переводческое дело» Часть-II 2018</p>

	<p>translate them</p> <p>Task 3. Write the phrasal verbs next to their definitions: according to the read text.</p> <p>Task 4. Complete the sentences with phrasal verbs in the box.</p>		Сариева А.К.
10 min Video material	<p>Task 5. Watching video material “Learn idioms and phrases with TV series” Examples.</p> <ol style="list-style-type: none"> 1. Hit the sack. (to go to bed) 2. Break a leg. (to wish someone luck) 3. Call it a day. (to decide you are have finished doing smth) <p>To make sentences Ask Ss to work in pairs or in small groups give examples using phrases according the watching video</p>	<p>Students learn idioms and phrasal verbs watching video. In this video they are offered to learn 10 different idioms and extracts from the cartoons and films. Students were given cards with phrasal verbs and idioms.</p> <p>They should guess the meaning all of them before watching the video.</p>	<p>Video https://youtu.be/KJS77wXtpl</p>
Consolidation of materials. 5 min	<p>Consolidation of materials.</p> <p>Task 6. Working in pairs. Phrasal verb: GET.</p> <p>Task 7. Test control. Get ready to do the test.</p> <p>Home task: Make up sentences using the following phrasal verbs. <i>go off, turn into, look into, make up, look after, get on(with), make off, carry on, put on, turn down.</i></p> <p>Glossary. Learning new words and expressions.</p>	<p>Consolidation of materials. Learners look through the sentences and make more notes under each task and they do test control</p> <p>LIW: Make up sentences using the following phrasal verbs.</p>	<p>Методическое пособие по выполнению практических работ для студентов специальности «Переводческое дело» 2020 Сариева А.К.</p>
The end of the lesson 2 min	<p>The result of the lesson Students are given scores.</p>		

II . Часть: /Планирование занятия

Warming up. Read the sentences and translate them paying attention on Idioms.

- “My three-year-old *spilled the beans* about the surprise birthday party we were planning.”
- “That kid is always *beating up other kids* on the playground.
- “My math homework last night was *a piece of cake*! I finished it ten minutes.”
- “I kept trying to steer the conversation back to his alibi, but he wouldn’t stop *beating around the bush*, bringing up things totally off-topic.”
- “Is tonight your big performance? *Break a leg!*”
- “He always tells his girlfriend that he loves her, but he never actually does anything nice for her. Someone should teach him that *actions speak louder than words*.”

Task 1. Phrasal verbs. Presentation.

They should give examples using phrasal verbs. Students try to guess about it from the pictures and how they think these are related to it.

Look at



THINK

Look after



of

over

Look for



Look through



Look out for



Task 2. Look at these extracts from three articles. There are 12 phrasal verbs.

Underline them and write them on the lines below the texts.

Smoke from the fire in the kitchen *set a fire* alarm off. Mr and Mrs Newton and their two children managed *to get out* through a window. One man in the flats upstairs was watching TV and hadn’t realized what was happening. He had the shock of his life when firemen *broke in* and told him to leave immediately.

- 1 _____
- 2 _____
- 3 _____

Annoyed by telephone salespeople? Don't put up with them any longer! Whenever one rings you up, you should ask them to hold on because you have to consult someone. You then simply carry on doing what you were doing before. When you return after about ten minutes, you should find that the caller has hung up.

4 _____

5 _____

6 _____

7 _____

8 _____

We needed money to pay off the loan so I decided never to turn down any jobs that I was offered. Of course the work piled up and I just couldn't do it all. My wife was worried that I was going to crack up and started helping me when she could.

9 _____

10 _____

11 _____

12 _____

Task 3. Write the phrasal verbs next to their definitions:

1. explode - set a fire alarm
2. escape - to get out
3. invent
4. continue
5. gain
6. investigate
7. not accept, reject
8. have a (good) relationship
9. take care of
10. become

Task 4. Complete the sentences with phrasal verbs in the box.

clear up give up hang up switch off switch on throw away

- a) You can't use your mobile phone here. Please _____.
- b) Don't leave your expensive new coat on the floor!
_____.
- c) Those are horrible old shoes. You should _____.
- d) There's a terrible mess in the kitchen. Could you help me
_____?
- e) Cigarettes are very unhealthy. You should _____.
- f) I think we can watch TV now. Are you going to _____?

Task 5. Watching video material.

a) *Students were given cards with phrasal verbs and idioms.*

They should guess the meaning all of them before watching the video.

1. Hit the sack. I'm tired I'm going to hit the sack. (to go to bed)
2. Break a leg. You have exam tomorrow, break a leg. (to wish someone luck)
3. Call it a day. We are all tired, lets call a day. (to decide you are have finished doing smth)

4. Under the weather. We've been feeling under the weather this week. (If someone is under the weather they feel ill)
5. Spill the beans. Don't spill the beans. It is supposed to be a secret. (to tell people secret information)
6. See eye to eye. I don't see eye to eye with my mother. (If two people see eye to eye, they agree to each other)
7. A piece of cake. My last exam is a piece of cake. (something that is very easy to do)
8. The last straw. Making me work late on Friday was the last straw. (the latest problem in a series of problems, that makes a situation impossible to accept)
9. Cost an arm and leg. The show was excellent, but the tickets cost an arm and leg. (to be very expensive)
10. When pigs fly. I'll go on a date with you when pigs fly. (Something that will never happen)

b) They will give their own examples with idioms after the video.

Task 6. Working in pairs. Phrasal verb: GET. Students should read and translate the given sentences then they have to find out the matches.

- | | |
|---|--|
| 1. It took him ages to get his point of view across. | A) to have a success in one's career. |
| 2. Get me up at seven, would you? | B) to feel well again after an illness or difficult situation. |
| 3. Don's pretty upset but he'll get over it. | C) to take or leave a bus/train, etc. |
| 4. She soon found that it wasn't easy to get ahead in the movie business. | D) to explain smth, succeed in communicating ideas. |
| 5. He got on a wrong bus and soon had to get off it | E) to wake up and leave one's bed. |

Task 7. Test control. Get ready to do the test. Choose the correct alternative to complete each sentence and pay attention to translate them.

1. If you were following a friend and he or she was driving too fast, would you try to ___ him/her?
a) put up with b) catch up with c) make up d) run up
2. We stopped a young man to ask the way and because he was going in the same direction, we _____.
a) gave him a lift b) go through c) overdo d) over take
3. They ___ in a traffic jam after we lost them, so we all had to catch a later flight.
a) fill up b) run out of c) overdo d) got stuck
4. By now the traffic was terrible, so we decided to _____.
a) take a short cut b) over take c) pull over d) got stuck
5. Suddenly a police car overtook us and I had to slow down and _____.
a) look forward to something b) run up c) pull over d) got stuck
6. Drivers come into closest filling station when they realize that they are going to ___ petrol. a) pull over b) fill up c) run up d) run out of
7. I've been clearing ___ the junk in the loft.
a) out b) up c) in d) off
8. Put your toys _____. It's time for bed!

a) off b) away c) out d) outside

9. I don't want any money for the old sofa – I'm happy _____ it _____ for nothing.

a) to give _____ away a) give _____ out c) give _____ through d) give _____ up

10. The dentist said he'd have _____ a tooth _____.

a) to take _____ away b) to take _____ down c) to take _____ up d) to take _____ out

	На русском языке	На казахском языке	На английском языке
1	идти спать	төсекке жату	hit the sack
2	пожелать удачи	сәттілік тілеу	break a leg
3	закончить дела	істі аяқтау	call it a day
4	приболеть	ауырып қалу	under the weather
5	раскрыть секрет	құпияны ашу	spill the beans
6	согласиться	келісу	see eye to eye
7	совсем легко	оп оңай	a piece of cake
8	последняя капля	соңғы шыдам	the last straw
9	слишком дорого	өте қымбат	cost an arm and leg
10	не возможно	мүмкін емес	when pigs fly

SIW: Make up sentences using the following phrasal verbs.

Phrasal verbs: *go off, turn into, look into, make up, look after, get on(with), make off, carry on, put on, turn down.*

Литература

1. Крупнов, В.Н. Практикум по переводу с английского языка на русский : Учеб.пособие / В.Н. Крупнов.- М.: ВШ, 2009.- 279 с.

2. Комиссаров, В.Н. Современное переводоведение / В.Н. Комиссаров; 2-е изд., испр.- М.: Р.Валент, 2011.- 408 с.

3. Виссон, Л. Практикум -1 по синхронному переводу с русского языка на английский (с аудиоприложением МР3) [Текст] / Линн Виссон.- М: Р.Валент, 2013.- 200с.

4. Фомин, С.К. Последовательный перевод (Английский язык) : Книга студента: [учебное пособие] / - М.: АСТ: Восток - Запад, 2006.- 253, [3] с.

5. Сариева А.К. **Методическое пособие** по выполнению практических работ для студентов специальности «Переводческое дело» 2020

6. Сариева А.К. Методическое пособие по выполнению практических работ по учебно – профессиональной практике для студентов специальности «Переводческое дело» Часть-II 2018

7. http://img-fotki.yandex.ru/get/6520/16969765.99/0_6a837_8225efc1_L.png

8. <https://youtu.be/KJS77wXtptI>

9. http://img-fotki.yandex.ru/get/6520/16969765.99/0_6a837_8225efc1_L.png

10. http://img-fotki.yandex.ru/get/9260/16969765.208/0_8d29c_d10b6293_L.png

http://img-fotki.yandex.ru/get/9648/134091466.187/0_fa3b5_a75a9bde_S

Phrasal verbs

a phrase (such as *take off* or *look down on*) that combines a verb with a preposition or adverb or both and that functions as a verb whose meaning is different from the combined meanings of the individual words



Look at



Look after



Look for



Look through



Look out for



MAKE UP



A hug for you, my friend



THINK

of

over



PUT

on

off

in



TURN

on




THINGS TURN OUT
BEST FOR THE PEOPLE
WHO MAKE THE BEST
OF THE WAY THINGS
TURN OUT.

John Wooden

PICTUREQUOTES.COM

off



up





help!
I've fallen
and I can't **TURN UP.**



NOTICE

**PLEASE TURN
OUT LIGHTS**





Just because the past
didn't turn out like you
wanted it to, doesn't
mean your future can't
be better than you've
ever *Imagined.*

x



Get

up



on



out



through


Pass
Call
Break
Finish
Cope



Go into

Please tell me the **bread and butter** of your report.
Don't go into details.

= necessities, the main thing



Consolidation of material paraphrasing the sentences

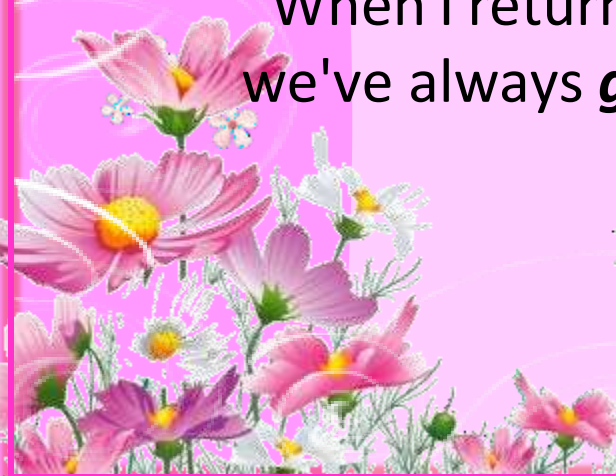
a) I have very little money! How can I manage to live on it?
I have very little money! How can I **get by on** it?

b) I've always wanted to start learning Japanese but can never find any time.

I've always wanted to start learning Japanese but can never **get round** to it.

c) When I returned home late yesterday, my mother, who we've always had a good relationship with, began criticizing me unfairly.

When I returned home late yesterday, my mother, who we've always **got on well** with, began **getting at** me.



Интернет-ресурсы:

Рамка нежная http://img-fotki.yandex.ru/get/6520/16969765.99/0_6a837_8225efc1_L.png

Цветочки http://img-fotki.yandex.ru/get/9260/16969765.208/0_8d29c_d10b6293_L.png

Цветы http://img-fotki.yandex.ru/get/9648/134091466.187/0_fa3b5_a75a9bde_S



ТОО «Алматынский колледж связи – Школа при КАУ»
«КАУ жанындағы АБКМ» ЖШС

БАҚЫЛАУ ПАРАҒЫ ЖӘНЕ САБАҚТЫ ТАЛДАУ
ЛИСТ НАБЛЮДЕНИЯ И АНАЛИЗ УРОКА

Мерзімі: 10 ноября 2021 Топ: 19-ПД-201-3р Теория и практика перевода
Дата Группа Предмет

Преподаватель: Сариева Аида Камзаевна Аудитория 811

Всего учащихся по списку 16 Присутствующие на уроке 16

Аудиториядағы ахуал (тақтаның, жұмыс орындарының, көрнекті құралдардың дайындығы, тазалық және т.б.) / Обстановка в аудитории (подготовленность доски, рабочих мест, наглядных пособий, чистота и пр.)

Все необходимые учебные материалы подготовлены: подключена интерактивная доска, методические разработки, компьютер, проектор, презентация по теме урока, раздаточный материал для студентов. В аудитории чисто и светло.

Сабақтың тақырыбы және мақсаты:

Тема и цель урока: - использовать фразовые глаголы в различных семантических ситуациях;
- содействовать формированию навыка употребления фразовых глаголов;
- развивать логическое мышление при выполнении упражнений;
- правильно употреблять фразовые глаголы в устной и письменной речи;
- строить развернутый монолог с использованием фразовых единиц.

Сабақтың түрі және оның сабақ жоспарына сәйкестігі (алдыңғы өткен материалдармен және панаралық байланыстары) / Тип урока и его соответствие поурочному плану связь с предыдущим материалом, межпредметные связи

Изучение нового материала «Phrasal verbs». Тема соответствует поурочному плану.
Меж предметные связи: Практика устной и письменной речи, Грамматика английского языка.

Сабақтың мазмұны және оның құрылысы (мақсаттылығы, тандап алынған сабақтың түріне сәйкестігі, бағдарлама сәйкестігі) / Содержание урока и его структура) целесообразность, соответствие выбранному типу урока, соответствие программе)

Практическая значимость и постановка цели урока «Phrasal verbs» соответствуют содержанию и типу урока.

Сабақ беру әдісі (сабақ жүргізудің түрі, көрнектілік, оқытудың белсенділігі, проблемалық жағдайлар мен техникалық құралдарды қолдану, өзіндік жұмыстардың түрлері және олардың бағалылығы) / Метод преподавания (форма ведения урока, наглядность, активность обучения, применение проблемных ситуаций и технических средств, виды самостоятельных работ и их ценность)

Формы организации и деятельности обучающихся: парная, групповая, индивидуальная работа. Во время урока преподаватель использовала следующие приемы: дискуссия, анализ, сопоставление; методы обучения: беседа, рассказ, элементы проблемного обучения и критического мышления.
Применение необходимых ресурсов: Мультимедийный проектор; Интерактивная доска; Электронная презентация. СРО- для самостоятельной работы.

Оқушылардың тәртібі (тәртіптілік, белсенділік, тиянақтылық)

Поведение учащихся (дисциплина, активность, внимательность)

Студенты активно участвовали на уроках, показали высокий уровень владения рациональными приемами обучения. Все задачи различного уровня сложности были выполнены. Все студенты принимали активное участие в лексико-грамматических и устных опросах

Сабақтың қорытындылары (жоспарды орындаудың сапасы, мақсатқа жету)

Итоги урока (качество выполнения плана, достижения цели)

Урок был организован на высоком уровне. Структура и тип урока полностью соответствуют цели и задачам урока. Цели поставленные перед преподавателем были достигнуты.

Сабақтың ұсынылатын бағасы

Предлагаемая оценка урока

Для закрепления полученных знаний по теме преподаватель использовала разнообразные виды упражнения и как педагог проявила свое мастерство. В целом урок проходит на высоком уровне, все запланированные темы были выполнены.

Ескертулер (ескертулермен танысу және олармен келісу немесе келіспеу)

Замечания (ознакомления с замечаниями – согласие или несогласие с ними)

Замечаний по уроку не имеются.

Сабақ өткізген оқытушы Сариева А.К.

Преподаватель

Сабаққа қатысушының аты-жөні және қолы Методист: Асанова К.

Преп. Досжанова Ж.М.

Ф.И.О. и подпись посетившего урок

«10» ноября

2021 ж/г.